

Black Flash Black Flash Plus Black Shadow

Ambulatory monitors for diagnosis of simple and complex sleep problems

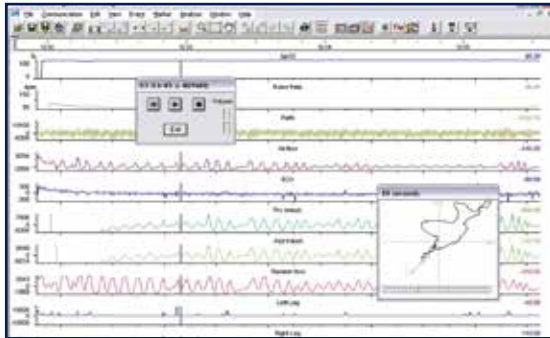


The Black Shadow data acquisition recording unit is the top of the range of our Visi 'Black' series. For less demanding applications the Visi Black Flash Plus and Visi Black Flash recording units are also available. For both sleep clinic and home use, the Black Shadow units offer a low cost of ownership and provide clinicians with extensive diagnostic capabilities, with analysis conducted by the Visi-Download diagnostic software.

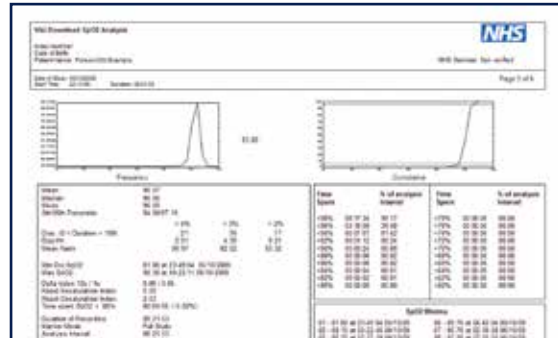
The Visi Black Shadow gives all of the following signals:

- Meets and exceeds **AASM** recommendations for ambulatory sleep recorders
- Powerful analysis via complimentary Stowood 'gold standard' **Visi-Download** software
- Internal **Masimo** oximeter that works with reusable or disposable probes
- Fully **editable reports**, which can show any data or graph on any page
- Designed, manufactured, maintained and supported in the UK

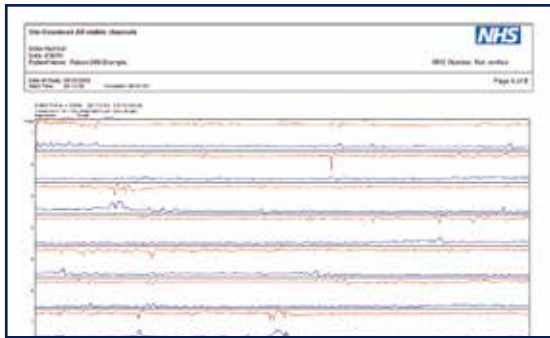
- The Black Flash screening device
- measures body movement, with calibrated sound level and high quality audio.
- Black Flash Plus builds on Black Flash, adding oronasal flow (thermal), and thorax and abdomen respiratory effort.
- Black Shadow — the complete system.
- Oximetry, nasal airflow (pressure), body position, body movement, calibrated sound level, high quality audio, oronasal flow (thermal), thorax and abdomen respiratory effort, ECG, left and right limb movement.
- The Black Shadow can also be used in the sleep lab with synchronised IR video.



Raw waveform



Editable reports



Powerful analysis



Wide range of consumables & accessories

Technical specification

Dimensions	120 x 90 x 25 mm
Weight including batteries	<200 g
Power	Two AA standard or rechargeable NiMH batteries; virtually no power consumption when 'Off'
Sensors	Disposable nasal cannulae, reusable or single use Masimo oximeter probes, reusable thermistors, inductance belts, leg sensors or EMGs
Data storage	Removable SD card
Wireless setup & waveform check	Bluetooth
Software	Visi-Download including audio replay as used for oximeters & capnometers. Reports available in six languages
CE	CE 0120

	Visi Black Shadow	Visi Black Flash Plus	Visi Black Flash
Audio	•	•	•
SpO ₂	•	•	•
Pulse rate	•	•	•
Nasal airflow (pressure)	•	•	•
Oral/Nasal thermistry	•	•	
Sound level (dB)	•	•	•
Snoring	•	•	•
Body position	•	•	•
Body movement	•	•	•
Patient event	•	•	•
Pleth. signal	•	•	•
Respiratory effort	• 2 inductance or PVDF	• 2 inductance or PVDF	
Leg EMG/mvt	• 2 EMG or Pz		
ECG	•		
Aux inputs	• 4		
Wireless	•	•	•

© 2015 Stowood Scientific Instruments Ltd. All rights reserved. All product names appearing on this document are trademarks or registered trademarks owned, licenced to, promoted or distributed by Stowood Scientific Instruments Ltd, its subsidiaries or affiliates.

Stowood Scientific Instruments Ltd,
Common Road, Beckley,
Oxford OX3 9UP, GB
Tel +44 (0)1865 358860
www.stowood.com

